



ಬೃಹತ್ ಬೆಂಗಳೂರು ಮಹಾನಗರ ಪಾಲಿಕೆ
Bruhat Bengaluru Mahanagara Palike



BBMP COVID-19 WAR ROOM 30.05.2022



OVERVIEW OF COVID-19 IN BENGALURU

CASE TRENDS ACTIVE CASES **2,009**

<u>Confirmed Cases</u>	<u>Recovered Cases</u>	<u>Death Cases</u>
159	93	0
17,87,539 #	17,68,566 #	16,964 #

HOSPITALIZATION **2**

<u>ICU – V</u>	<u>ICU</u>	<u>HDU</u>	<u>General</u>
-	-	-	2

INCLUDES GOVT. QUOTA AND PRIVATE WALK-IN HOSPITALIZATION

VACCINATION **3,789** 1,91,71,058 #

<u>First Dose</u>	<u>Second Dose</u>	<u>Precaution Dose</u>
175	885	2,729
95,35,074 #	90,30,709 #	6,05,275 #

TRIAGING

MTU

13

Tele Triage

76

ACTIVE CLUSTERS

5

Budding Clusters (<5 Cases)

3

Clusters (> 5 cases)

2

TESTING **9,048** 2,97,40,224 #

<u>RAT</u>	<u>RTPCR</u>
2,017	7,031

Positivity : 1.28%
*FOR LAST 7 DAYS

: indicates cumulative numbers till date



ABSTRACT OF COVID-19 SCENARIO IN BENGALURU

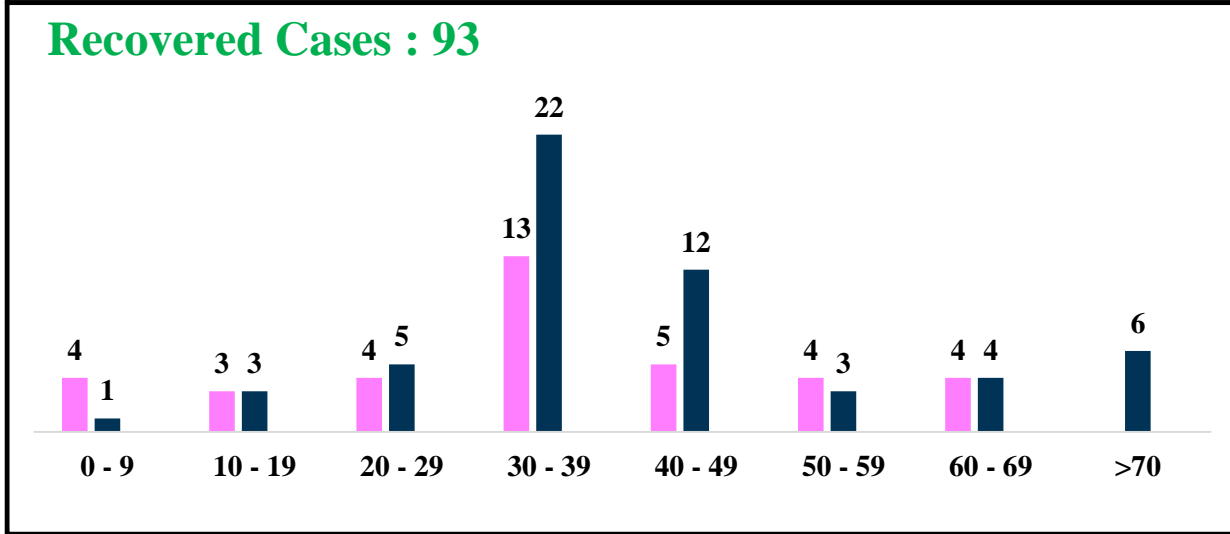
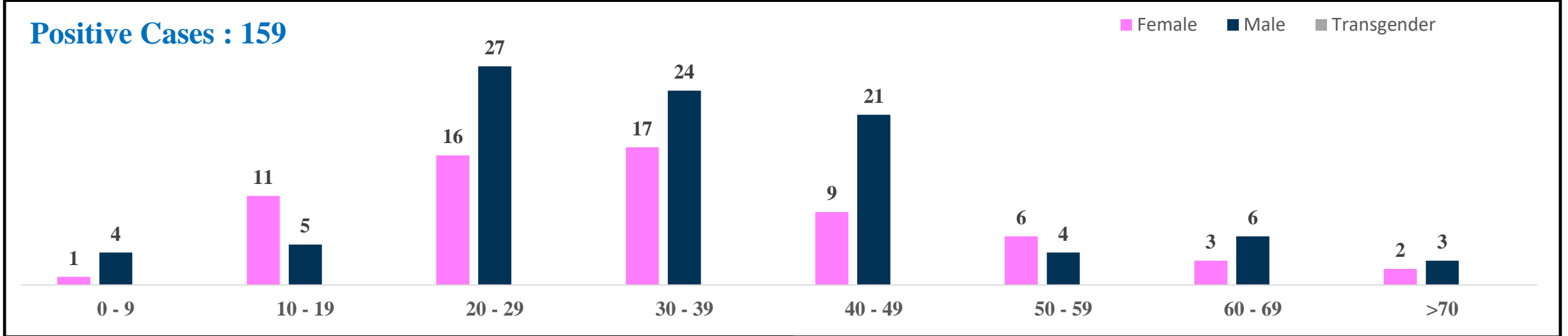


	MALE			FEMALE			TRANSGENDER			TOTAL		
	Last 24 Hours	Last 7 Days	Cumulative	Last 24 Hours	Last 7 Days	Cumulative	Last 24 Hours	Last 7 Days	Cumulative	Last 24 Hours	Last 7 Days	Cumulative
Positive Cases	94	676	10,57,335	65	497	7,30,013	0	0	191	159	1,173	17,87,539
Recovered Cases	56	498	10,44,937	37	318	7,23,446	0	0	183	93	816	17,68,566
Death Cases	0	0	10,745	0	0	6,215	0	0	4	0	0	16,964
Total Tests Done	In Last 24 hrs. : 9,048			In last 7 days : 91,485			Cumulative : 2,97,40,224					
Vaccine Doses Administered	In Last 24 hrs. : 3,789			In last 7 days : 82,972			Cumulative : 1,91,71,058					
ACTIVE CASES									2,009			

*Covid deaths occurred today : 00 | Covid deaths occurred beyond last 24 hrs., reported today : 00



LAST 24 HOURS AGE GROUP AND GENDER WISE DISTRIBUTION

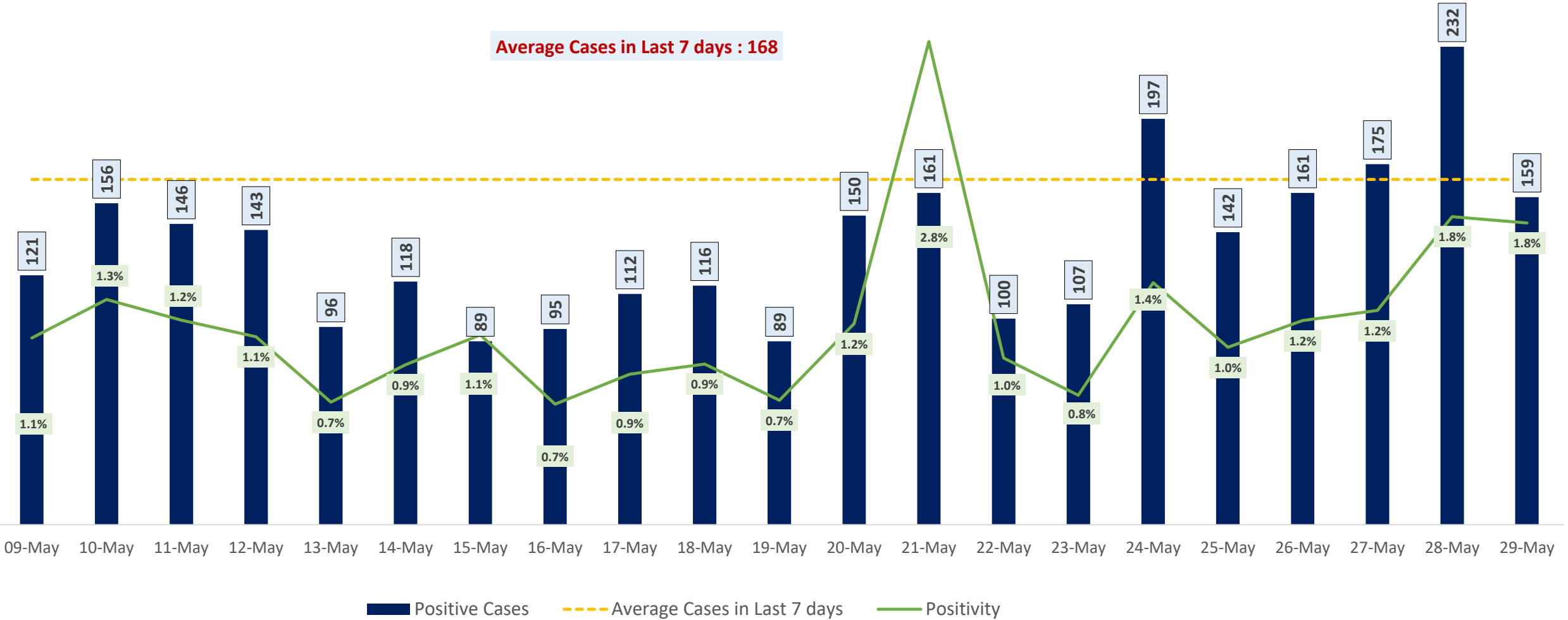




POSITIVITY RATE OF BENGALURU – LAST 21 DAYS



Average Cases in Last 7 days : 168

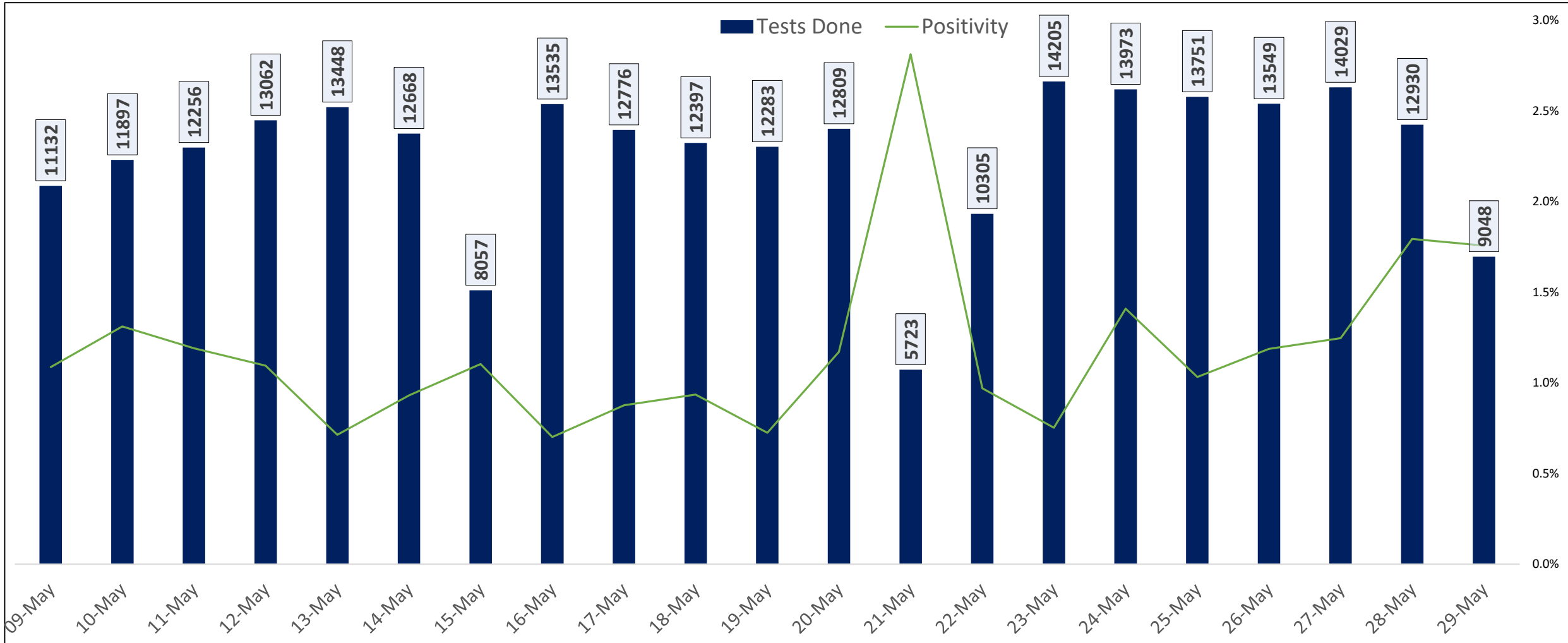




TESTING TRENDS IN BENGALURU



Total Test Conducted Till Date	Test Conducted Last 24 hours	Last 7 Days Average
2,97,40,224	9,048	13,069



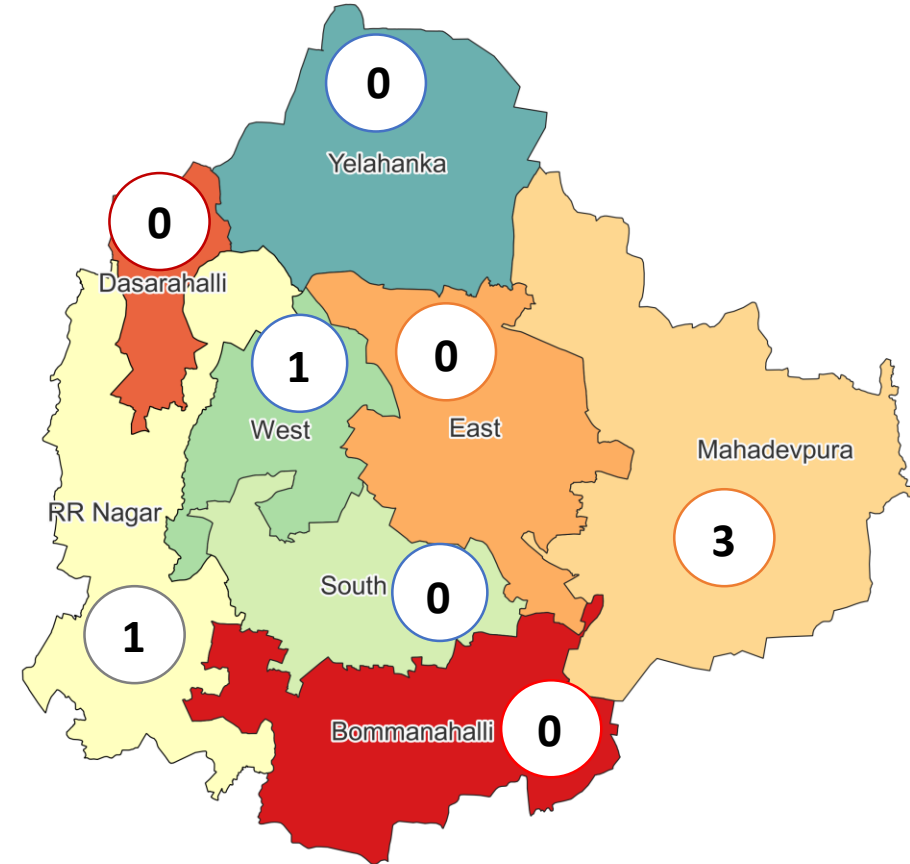


CLUSTER DETAILS



Zone Name	TOTAL CLUSTERS	Budding Clusters	Clusters	Outbreaks
		Less Than 5 Cases	5 To 14 Cases	More Than 14 Cases
BOMMANAHALLI	0 (-)	0 (-)	0 (-)	0 (-)
DASARAHALLI	0 (-)	0 (-)	0 (-)	0 (-)
EAST	0 (-)	0 (-)	0 (-)	0 (-)
MAHADEVPURA	3 (-)	2 (-)	1 (-)	0 (-)
RR NAGAR	1 (-)	0 (-)	1 (-)	0 (-)
SOUTH	0 (-)	0 (-)	0 (-)	0 (-)
WEST	1 (-)	1 (-)	0 (-)	0 (-)
YELAHANKHA	0 (-)	0 (-)	0 (-)	0 (-)
TOTAL	5 (-)	3 (-)	2 (-)	0 (-)

Total Active Clusters



Types of Clusters

Zone Name	Apartments/ Villa	Individual House	Hostels/Quarters	Others	Schools/Colleges
BOMMANAHALLI	0 (-)	0 (-)	0 (-)	0 (-)	0 (-)
DASARAHALLI	0 (-)	0 (-)	0 (-)	0 (-)	0 (-)
EAST	0 (-)	0 (-)	0 (-)	0 (-)	0 (-)
MAHADEVPURA	2 (-)	1 (-)	0 (-)	0 (-)	0 (-)
RR NAGAR	0 (-)	1 (-)	0 (-)	0 (-)	0 (-)
SOUTH	0 (-)	0 (-)	0 (-)	0 (-)	0 (-)
WEST	1 (-)	0 (-)	0 (-)	0 (-)	0 (-)
YELAHANKHA	0 (-)	0 (-)	0 (-)	0 (-)	0 (-)
TOTAL	3 (-)	2 (-)	0 (-)	0 (-)	0 (-)

▲▼ : Shows increase and decrease in numbers as compared to previous day



GOVT. QUOTA COVID BED STATUS AS ON 30.05.2022



SR. NO.	Facility Type	No. of Hospital	Total Allocated Beds for C+ Patients					Occupied Beds for C+ Patients					Net Available Beds for C+ Patients				
			Gen Beds	HDU	ICU Beds	ICU-V	Total	Gen Beds	HDU	ICU Beds	ICU-V	Total	Gen Beds	HDU	ICU Beds	ICU-V	Total
1	Government Medical Colleges	4	120	255	33	27	435	0	0	0	0	0	120	255	33	27	435
2	Government Hospitals	18	637	292	74	95	1,098	0	0	0	0	0	637	292	74	95	1,098
3	Private Medical Colleges	12	178	200	66	35	479	0	0	0	0	0	178	200	66	35	479
4	Private Hospitals	32	181	61	49	42	333	0	0	0	0	0	181	61	49	42	333
5	Covid Care Centre	1	50					0					50				
Total Beds		67	1,166	808	222	199	2,395	0	0	0	0	0	1,166	808	222	199	2,395

* Status as on 30.05.2022 – 04:35 PM

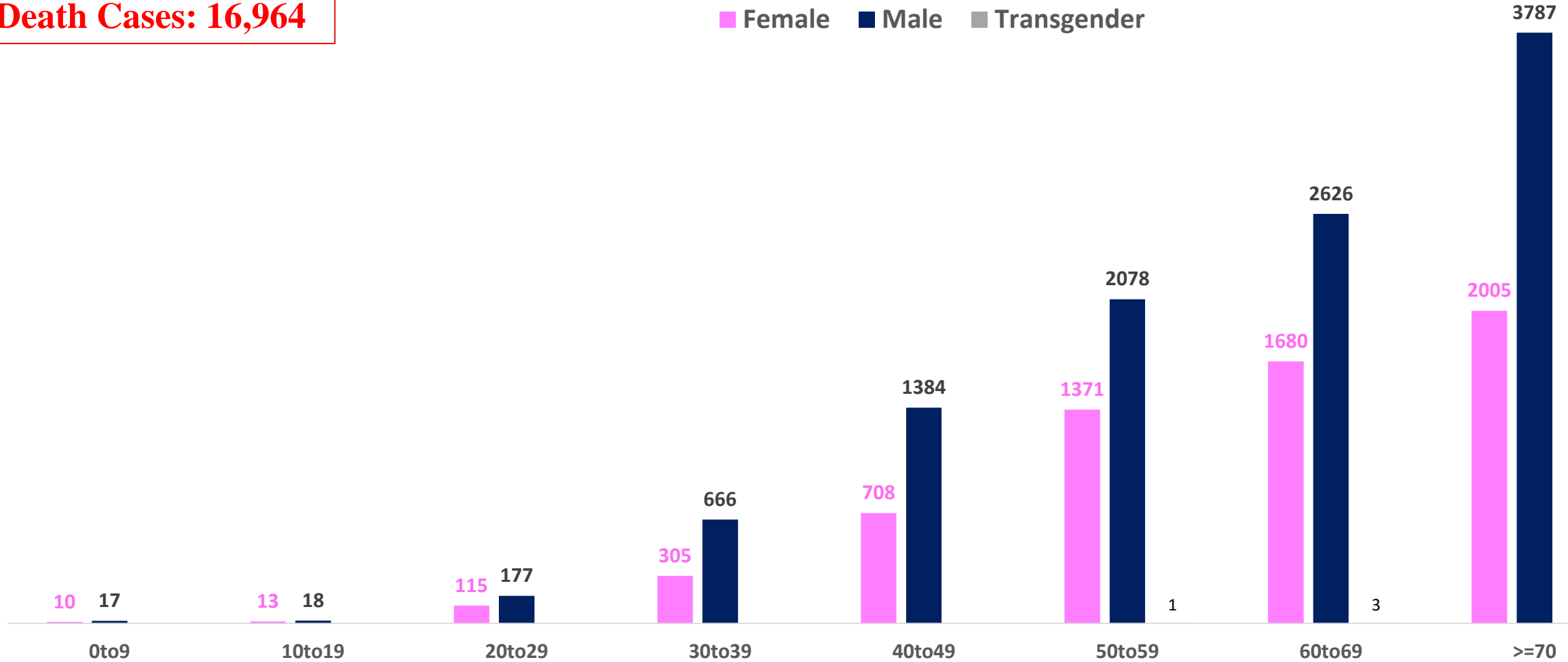


AGE AND GENDER WISE DISTRIBUTION OF DEATH CASES



Death Cases: 16,964

Female Male Transgender





VACCINATION COVERAGE AS ON 29.05.2022



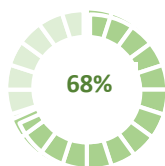
Total Doses Administered

1,91,71,058

▲ 3,789

Total 12-14 years Population : 2.82 Lakhs

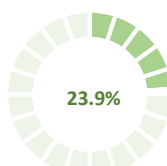
1ST DOSE



1,92,356
Doses administered

▲ 101

2ND DOSE

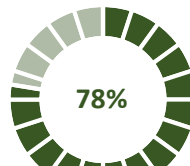


67,382
Doses administered

▲ 584

Total 15-18 years Population : 4.42 Lakhs

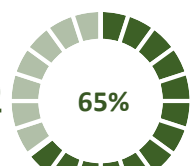
1ST DOSE



3,43,489
Doses administered

▲ 27

2ND DOSE

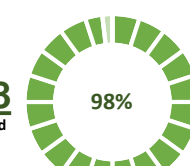


2,86,088
Doses administered

▲ 84

Total adult Population : 91.7 Lakhs

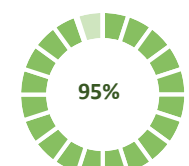
1ST DOSE



89,99,229
Doses administered

▲ 47

2ND DOSE



86,77,239
Doses administered

▲ 217

Priority Group*

Health Care Workers

Dose 1

2,10,309

Doses administered

▲ 0

Dose 2

2,06,447

Doses administered

▲ 0

Frontline Workers

Dose 1

3,81,805

Doses administered

▲ 0

Dose 2

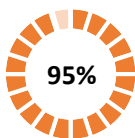
3,72,575

Doses administered

▲ 0

45 – 59 Years Coverage

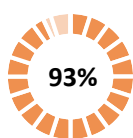
Dose 1



16,93,749
Doses administered

▲ 7

Dose 2

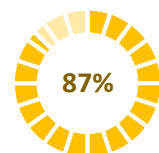


16,48,812
Doses administered

▲ 29

18 - 44 Years Coverage

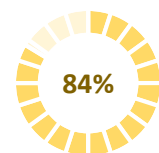
Dose 1



57,33,872
Doses administered

▲ 33

Dose 2



55,01,352
Doses administered

▲ 174

60 + Years Coverage

Dose 1



9,79,494
Doses administered

▲ 7

Dose 2



9,48,053
Doses administered

▲ 14

PRECAUTION DOSE



6,05,275

Doses administered

▲ 2,729

PRECAUTION DOSES ADMINISTERED

Health Care Workers

77,616

Booster Doses administered

▲ 55

Front Line Workers

79,685

Booster Doses administered

▲ 114

60 + Years Coverage

3,23,642

Booster Doses administered

▲ 295

18 + Years Coverage

1,24,332

Booster Doses administered

▲ 2,265

▲ indicates the increase in last 24 hours



COVID-19 SCENARIO IN BENGALURU AND OTHER METROPOLITAN CITIES



CITY NAME	Positive Cases	Active Cases	Recovered	Deceased	Vaccine Doses Administered
New Delhi	19,06,311	1,624	18,78,479	26,208	3,42,47,211
Bengaluru*	17,87,539	2,009	17,68,566	16,964	2,20,45,368
Mumbai	10,64,056	2,070	10,42,420	19,566	2,10,87,376
Chennai	7,52,454	234	7,43,152	9,068	1,05,41,381
Kolkata	4,47,192	272	4,41,264	5,656	1,01,62,879

Source : <https://dashboard.cowin.gov.in/> at 4:35 pm (30.05.2022)
Source : <https://www.covid19bharat.org/> at 4:35 pm (30.05.2022)

*includes BBMP & Bengaluru Urban



SNAPSHOT OF COVID-19 CASES IN BENGALURU URBAN



**Total Wards With
< =5 Cases* :
171**

**Tests Conducted
On 29.05.2022:
9,048**

**Recovery
Rate:
98.94%**

**Total
Active Cases :
2,009**

**Total Vaccinated on
29.05.2022:
3,789**

**Positivity
Rate* :
1.28%**

**Active
Rate:
0.11%**

**Case
Fatality Rate* :
0.00%**



*Total positive cases In the past 7 days

*CFR and positivity is for Past 7 days



ಬೃಹತ್ ಬೆಂಗಳೂರು ಮಹಾನಗರ ಪಾಲಿಕೆ
Bruhat Bengaluru Mahanagara Palike



Download BBMP Bulletin	https://apps.bbmpgov.in/covid19/mediabulletin.php
For BBMPCovid19 Bed Status:	https://apps.bbmpgov.in/covid19/en/Bedstatus.php
To register for vaccination :	https://selfregistration.cowin.gov.in/
BBMP COVID19 Dashboard:	https://apps.bbmpgov.in/covid19/
Follow us on:	 www.facebook.com/bbmp.comm1/
	 twitter.com/BBMPCOMM

Issued by:

Honorable Chief Commissioner, BBMP
Special Commissioner Health & IT, BBMP
MD, Bengaluru Smart City Limited

THANK YOU !


ಆರೋಗ್ಯ ಮತ್ತು ಕುಟುಂಬ ಕಲ್ಯಾಣ ಇಲಾಖೆ


ಲಸಿಕೆಯ ಖಚಿತತೆ ಜೀವನ ಸುರಕ್ಷತೆ




ಕೋವಿಡ್ ಮುಕ್ತ ಸಮಾಜಕ್ಕಾಗಿ, ಸಕಾಲದಲ್ಲಿ ಎರಡು ಡೋಸ್ ಲಸಿಕೆ.


ನಿಮ್ಮ ಎರಡನೇ ಡೋಸ್ ಲಸಿಕೆ ಬಾರಿಯಿದ್ದರೆ ಹತ್ತಿರದ ಲಸಿಕಾ ಕೇಂದ್ರಕ್ಕೆ ಭೇಟಿ ನೀಡಿ. ಸಂಪೂರ್ಣ ಲಸಿಕಾಕರಣ ಐಹಕ ಮುಖ್ಯ.

www.cowin.gov.in ಇಲ್ಲಿ ಲಸಿಕೆಗಾಗಿ ನೋಂದಾಯಿಸಿಕೊಳ್ಳಿ


ಹೆಚ್ಚಿನ ಮಾಹಿತಿಗಾಗಿ 24X7 ಉಚಿತ ಆರೋಗ್ಯ ಸಹಾಯವಾಣಿ 104 ಕ್ಕೆ ಕರೆ ಮಾಡಿ ಎಲ್ಲರಿಗೂ ಆರೋಗ್ಯ ಎಲ್ಲೆಡೆಯೂ ಆರೋಗ್ಯ




Please practice social distancing



Avoid shaking hands, high fives, and hugs



Please wear a mask



Remember to wash your hands